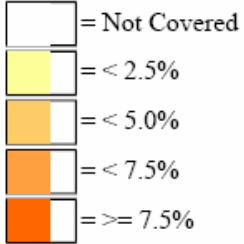


# Mathematics Content

Maine

## Percentage of Overall Mathematics Instructional Time



Alignment Re-centered: 0.5255

Administration Year: 2004

2004

Sample Selection: School A

ME Inter Stnd (04) Gr. 5-8

Report By: All Data

All Data

Update

Show Data Tables

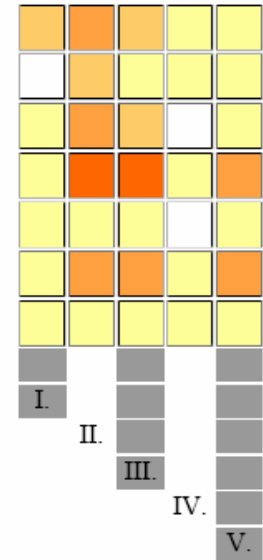
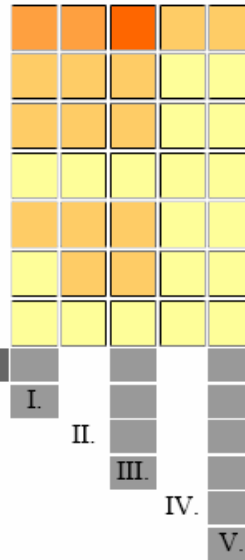
Count: 44

1

- [Number Sense / Properties / Relationships](#)
- [Operations](#)
- [Measurement](#)
- [Algebraic Concepts](#)
- [Geometric Concepts](#)
- [Data Analysis / Probability / Statistics](#)
- [Instructional Technology](#)

**Student Expectations**

- I. Memorize
- II. Perform Procedures
- III. Demonstrate Understanding
- IV. Conjecture, Prove
- V. Solve novel, non-routine problems



Display Selected Fine Grain Charts

Return to Report Generator