

I 3-4/Q19

**642-376**

I 3-4/Q17

**347-589**

I 3-4/Q16

**64 x = 2**

I 3-4/Q26

**97**

I 3-4/Q3

**156**

I 3-4/Q3

**403**

I 3-4/Q3

**813**

I 3-4/Q3

**3,569**

**3,659**

I 3-4/Q3

**23**

I 3-4/Q1

**9**

I 3-4/Q1

**137**

I 3-4/Q1

**24**

I 3-4/Q1

**\$56**

I 3-4/Q25

**25+99**

I 3-4/Q12

**2,791**

I 3-4/Q11

I 3-4/Q5

**7-5**

I 3-4/Q11

**47-5**

**3,027**

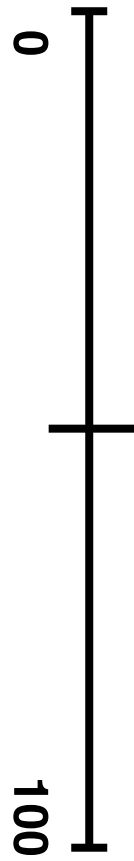
I 3-4/Q6

**27-5**

I 3-4/Q11

**144-18**

I 3-4/08 a

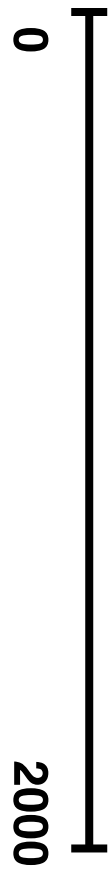


I 3-4/Q15

**145-19**

I 3-4/Q15

I 3-4/08 b



# City Populations

Brownsville	1,088,349
Green	308,086
Milltown	380,080
Smithville	86,576
Watertown	381,085

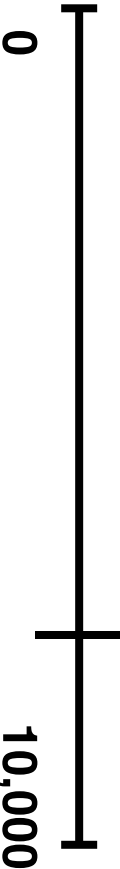
I 3-4/Q7

**3,956**


I 3-4/Q3

**97 students**

I 3-4/Q24



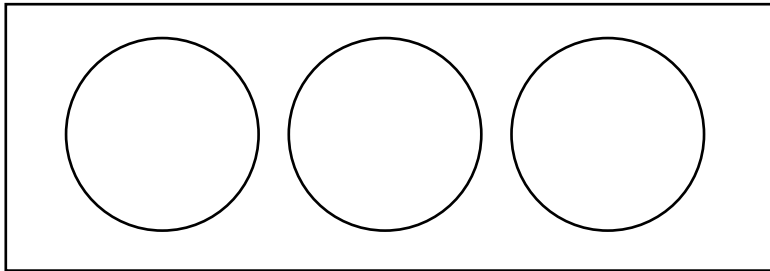
I 3-4/08 c



I 3-4/08 d

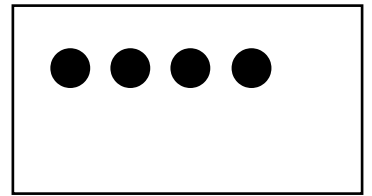
# 15 people

I 3-4/Q20




I 3-4/Q18

A





B



I 3-4 3 / Q4

C



D

I 3-4 3 / Q4

